

# SYSTEM FOR BIBLE MARKING

Devise your own SYSTEM FOR BIBLE MARKING and use it while you read the Bible.

It is useful for the following:

- It forces you to concentrate and think what God is saying to you while you read.
- You can more easily find passages in the Bible that you are looking for.
- You can study a particular topic in a Bible book or in the whole Bible.

**(1) Give a title** to every chapter in the Bible.

For example.

The title of Psalm 1 is **THE TWO WAYS**.

**(2) Circle** the number of important chapters and verses.

For example.

Psalm **1**, verse **3**

**(3) Underline** important words and sentences.


















For example

in verse 2. "meditates day and night".

**(4) Draw symbols or pictures** in the margin that indicate important topics.

For example

in verse 3 draw the symbol  next to "yields fruit in season".

	<b>GOD</b>		<b>CHRISTIAN MINISTRY</b>
	Character + deeds of God the Father		Evangelism + witnessing
	Character + deeds of Jesus Christ		Establishing, making disciples
	Character + deeds of the Holy Spirit		Equipping + training
			Leadership, leaders, prophets, apostles, elders, etc.
			Counselling
			Discipline
			
			Planning, organising, (leading), evaluating
			Praising, singing, making music
			Healing
			Social justice, honesty
			Spiritual warfare, spiritual weapons
		